



Home Learning



FROGS

Recently Mrs Adamson collected some tadpoles and frogspawn from the stream in Finberry (in front of Goldfinch Drive) and is going to keep us updated on their progress. If you are able to, maybe you could visit a stream, pond or canal to see if you can find some frogspawn or tadpoles. You may even like to collect some tadpoles to look after at home. Some guidance about caring for tadpoles can be found at following at link. <https://kb.rspca.org.au/knowledge-base/how-do-i-take-care-of-tadpoles/>

If you do choose to look after some tadpoles at home maybe you could take photographs of them overtime to record their progress. You could even make a diary. Encourage your child to talk about what they see and anticipate what might happen next.

How can we help keep our tadpoles safe?

What do tadpoles need to grow?

When the tadpoles grow into frogs, we will need to put them back in the stream or lake. Why do you think that is?



<https://www.youtube.com/watch?v=wAcwjWi6I9Y>

This video is a great opportunity for discussion and to build excitement about the changes we will see in the coming weeks.

5 Little Speckled Frogs

This is often a popular song at nursery that the children enjoy acting out.

<https://www.bbc.co.uk/teach/school-radio/nursery-rhymes-five-little-speckled-frogs/zjbnrd>

<https://www.youtube.com/watch?v=4lChM4FhIZk> (Makaton signing)



You could make some props to act out the song at home. Maybe try painting some rocks or put your drawing skills to the test.

We want to expose children to numbers as much as possible so they can start to recognise them. Try making some number cards to match to the number of frogs left in the song. These could be written on post it notes or small bits of card or paper. How quickly can the children put the numbers 0-5 in order? Too easy? Try number to 10.



Rhyming Games

Developing an awareness of rhyme is important for children on their journey to becoming readers and being aware of the sounds in words. The best way for children to develop an awareness of rhyme is through experiencing lots of rhyming songs and stories. Repeat familiar songs and stories, pause and see if your child can complete the rhyming sentences. “The frog sat on the ___?”



Once children can do this then they can move on to practising their skills through matching games like this one.

http://www.literactive.com/Download/live.asp?swf=story_files/washing_line_rhyme_US.swf

Keep Moving



Try moving like a frog and do some frog jumps. What other animals could you move like? How does an elephant move? Could you be a snake, lion, gorilla, butterfly?



Use some paper or pieces of material to make some pretend lily pad, Can you jump from one lily pad to the other?

Frog Hat



Family Photos

We also change overtime.

Spend some time looking at photos of your family and talk about how you have changed overtime. What can your child do now that they didn't use to be able to do? How have they changed physically? Can they recognise photos of their parents or grandparents when they were younger?



We are missing you all and would love you to keep in touch. Why don't you let us know which activities you have tried? You are welcome to upload photos to our Facebook Group Page or email us directly. The Nursery Team ☺

Finberry

www.facebook.com/earlybirdsfinberry


Rachel.adamson@stouracademytrust.org.uk

Richmond

www.facebook.com/earlybirdsrichmond

Elizabeth.Melia@stouracademytrust.org.uk

Life Cycle of a Frog



laying eggs

tadpoles



frog spawn

froglet



leave eggs


adult frog



Frog Leap!



Simple Frog Template





Five Green and Speckled Frogs

Five green and speckled frogs.

Sat on a mossy log.

Eating the most delicious bugs.


Yum! Yum!

One jumped into the pool.

Where it was nice and cool.

Now there are four green speckled
frogs.

© www.picklebums.com
for personal non-commercial use only



Five green and speckled frogs,
sat on a speckled log.

Rhyming Puzzles – Cut out and re-match the puzzles.

